

Supplemental material for

Applicability of Optical and Diffusion Charging-based Particulate Matter Sensors to Urban Air Quality Measurements

Joel Kuula^{1*}, Heino Kuuluvainen², Topi Rönkkö², Jarkko V. Niemi³, Erkka Saukko⁴, Harri Portin³, Minna Aurela¹, Sanna Saarikoski¹, Antti Rostedt², Risto Hillamo¹ and Hilikka Timonen¹

¹ Atmospheric Composition Research, Finnish Meteorological Institute, Helsinki, Finland.

² Aerosol Physics, Faculty of Natural Sciences, Tampere University of Technology, Tampere, Finland

³ Helsinki Region Environmental Services Authority (HSY), Helsinki, Finland

⁴ Pegasor Oy, Tampere, Finland

Figure Captions

* Corresponding author. Tel: +358-447227718;
E-mail address: joel.kuula@fmi.fi

Fig. S1. Full time series of raw $PM_{2.5}$ measured with PAS and TEOM.

Fig. S2. Diurnal cycle of $PM_{2.5}$ measured with the TEOM. Red lines indicate median, blue boxes 25th and 75th percentiles and whiskers maximum and minimum values. The y-axis is scaled in (b) panel.

Fig. S3. Full time series of raw $PM_{10-2.5}$ measured with PAS and TEOM.

Fig. S4. Diurnal cycle of $PM_{2.5-10}$ measured with the TEOM. Red lines indicate median, blue boxes 25th and 75th percentiles and whiskers maximum and minimum values. The y-axis is scaled in (b) panel.

Fig. S5. Full time series of LDSA obtained from the DMPS and raw current measured with Pegasor AQ Urban.

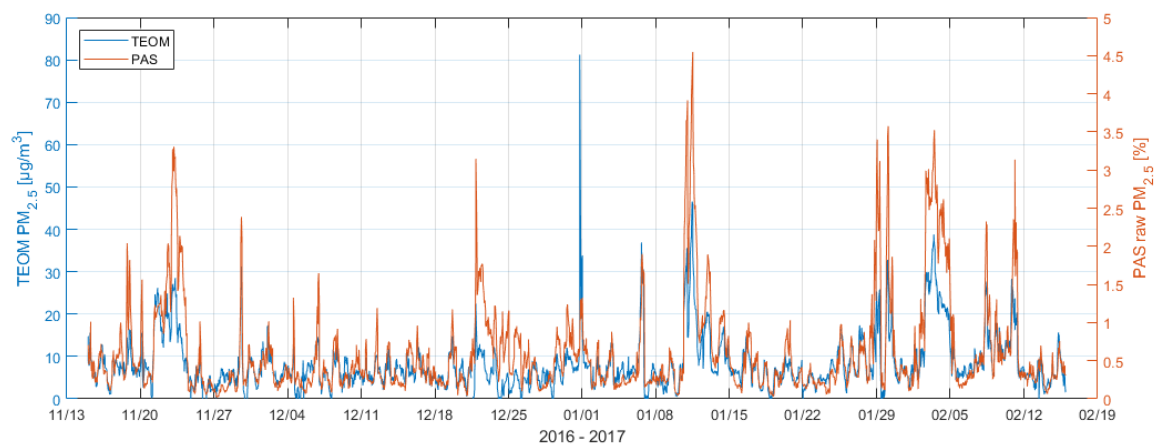
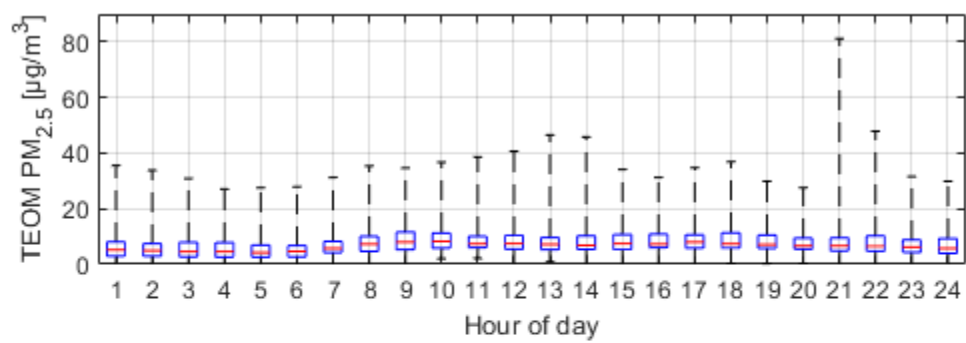
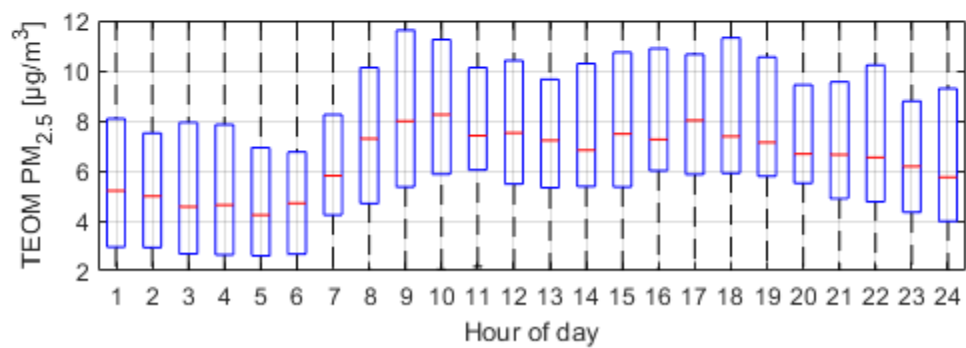


Fig. S1.



a)



b)

Fig. S2.

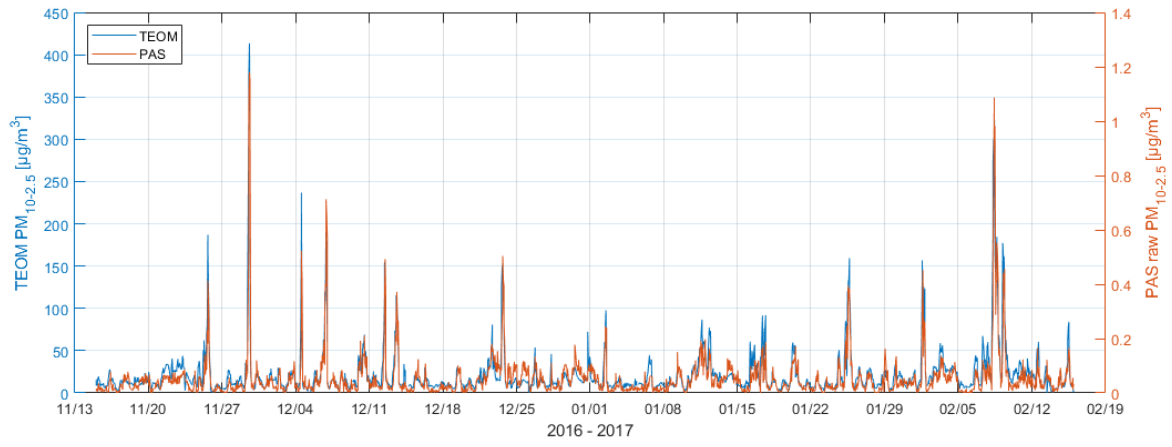
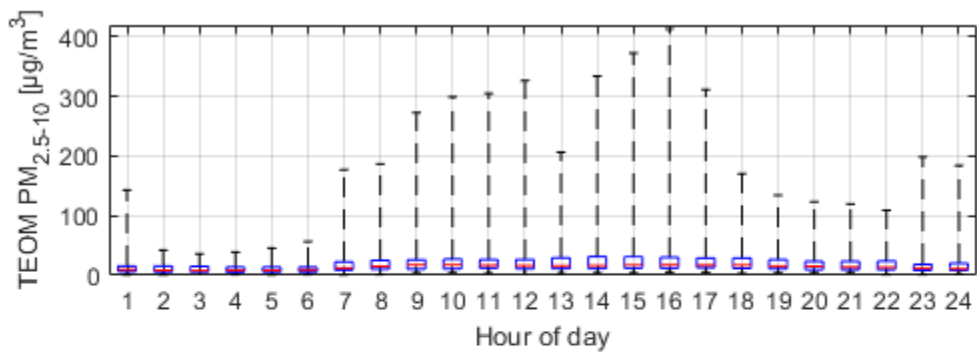
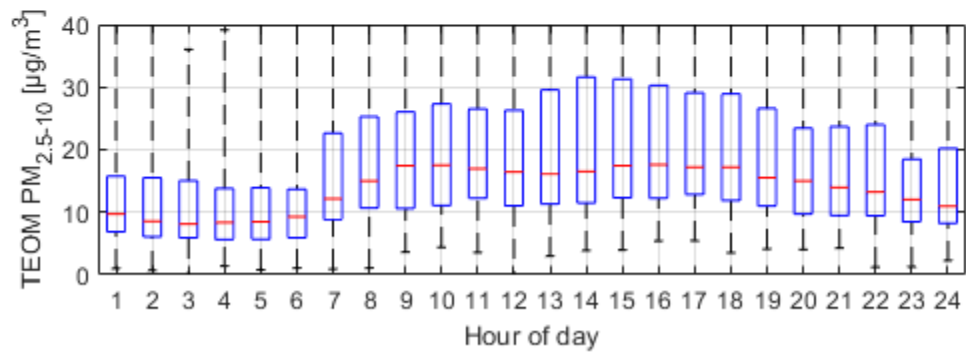


Fig. S3.



a)



b)

Fig. S4.

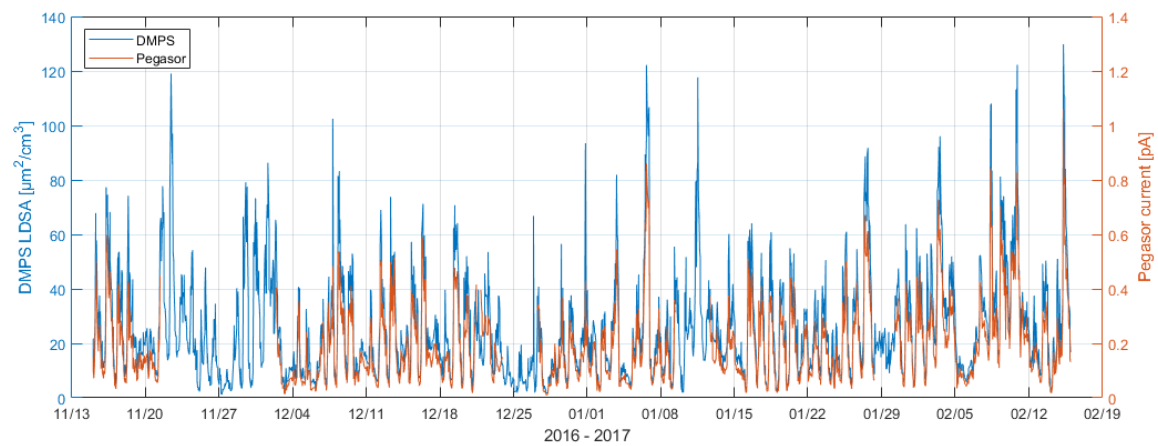


Fig. S5.