

Beryllium-7 Aerosols in Ambient Air

Constantin Papastefanou*

Atomic and Nuclear Physics Laboratory, Aristotle University of Thessaloniki,
Thessaloniki 54124, Greece

Abstract

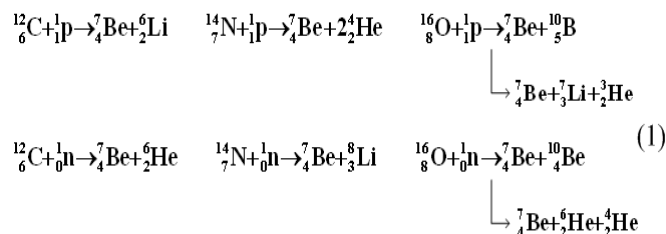
The aerodynamic size distribution of ^7Be aerosol particles in ambient air was determined by using 1-ACFM and high-volume (HVI) cascade impactors, 20 m above the ground on the roof of the Faculty of Science building, Aristotle University of Thessaloniki at Thessaloniki Greece (40°38'N, 22°58'E) from November 2006 to June 2008. The activity concentration of ^7Be aerosols was determined by gamma spectrometry ($E\gamma = 0.477$ MeV). The activity size distribution of ^7Be -aerosols was largely associated with submicron aerosol particles in the accumulation mode (0.4-2.0 μm). The activity median aerodynamic diameter, AMAD varied from 0.76-1.18 μm (average 0.90 μm), indicating post-condensation growth either in the upper atmosphere or after mixing into the boundary layer. The geometric standard deviation, σ_g varied from 1.86-2.77 (average 2.24). The activity size distribution of ^7Be -aerosols peaked in the 0.7-1.1 μm size range in the 65% of the measurements carried out by the 1-ACFM cascade impactor. In estimating lifetimes of ^7Be -aerosols in ambient air, a mean residence time of about 8 days averaged for atmospheric aerosols of 0.90 μm AMAD size.

Keywords: Beryllium-7; Radioactive aerosols; Aerosol impactors; 1-ACFM; AMAD; Residence time.

INTRODUCTION

Beryllium-7 is a relatively short-lived ($T_{1/2} = 53.3$ days, $\tau = 1/\lambda = 77$ days) naturally occurring radionuclide of cosmogenic origin which is formed by spallation processes of light atmospheric nuclei, such as carbon ($Z = 6$), nitrogen ($Z = 7$) and oxygen ($Z = 8$), when

the above nuclei absorb protons and even neutrons of the primary component of cosmic rays, according to the following reactions:



* Corresponding author. Tel.: +30-2310-998005;

Fax: +30-2310-998058

E-mail address: papastefanou@physics.auth.gr

Essentially, the ^7Be atoms are produced by high-energy spallation interactions. Production

is greatest in the upper stratosphere, but some energetic cosmic-ray neutrons and protons survive in the lower atmosphere, producing cosmogenic radionuclides, such as ^7Be . Production is not only altitude- but also latitude-dependent and varies as well with the 11-year solar cycle that modulates cosmic-ray penetration through the earth's magnetic field. The calculated global average production rate of cosmogenic ^7Be per unit surface area of the earth is 810 atoms/m²/s and the average concentration of ^7Be in the troposphere is 12.5 mBq/m³ (UNSCEAR 2000).

Once ^7Be is formed in the troposphere, it rapidly associates primarily with submicron-sized aerosol particles (Bondiotti *et al.*, 1984; 1987). Beryllium-7 in these fine aerosols may subsequently enter the marine as well as the terrestrial environment and vegetation via wet or dry depositional events. Following deposition, ^7Be will tend to associate with particulate material (particle-reactive element).

Beryllium-7 has come to be recognized as a potential tool in studying the description of environmental processes, such as aerosol transit and residence times in the troposphere (Martell 1970), aerosol deposition velocities (Young and Silker 1980) and aerosol trapping by above ground vegetation (Bondiotti *et al.*, 1984).

Beryllium-7, and other natural radionuclides like ^{22}Na , ^{32}P , ^{33}P , ^{35}S and ^{210}Pb , participate in the formation and growth of the accumulation mode aerosols (0.07-2 μm diameter) which is a major reservoir of pollutants in the atmosphere (Bondiotti *et al.*, 1987). Following its production by gas-phase

nuclear transformation, this isotope condenses on the aerosol population, growing by condensation of non-radioactive species e.g. sulfates or organic (McMurry and Wilson, 1982; 1983) and so the fate of ^7Be will become the fate of the carrier aerosols (Bondiotti *et al.*, 1984; 1987). On the behavior of ^7Be atoms with atmospheric aerosols, it was concluded from early aerosol studies that considerable coagulation occurred during migration of ^7Be atoms from the stratosphere and upper troposphere to ground level air (Friedlander, 2000; Grundel and Porstendörfer, 2004; Grundel *et al.*, 2005).

This paper summarizes results of an investigation designed to characterize the aerodynamic size distributions and the aging of atmospheric aerosols in the context of ^7Be distributions for better understanding of aerosol growth mechanisms and the behaviour of radioactive aerosols in the atmosphere.

EXPERIMENTAL PROCEDURE

The aerodynamic size distribution of ^7Be in atmospheric aerosols was achieved by using Andersen 1-ACFM cascade impactors. This 1-ACFM impactor involves a flow rate of 1.7 m³/h (28.3 L/min or 1 ft³/min) and eight atmospheric pressure stages for collecting aerosols above 0.4 μm (Fig. 1). The effective cutoff diameters (ECDs) of this impactor were as follows: 0.4, 0.7, 1.1, 2.1, 3.3, 4.7, 5.8 and 9.0 μm . The stainless steel plates supplied by the manufacturer were used for aerosol collection. Glass fiber filters were used as back up filters to collect particles below the

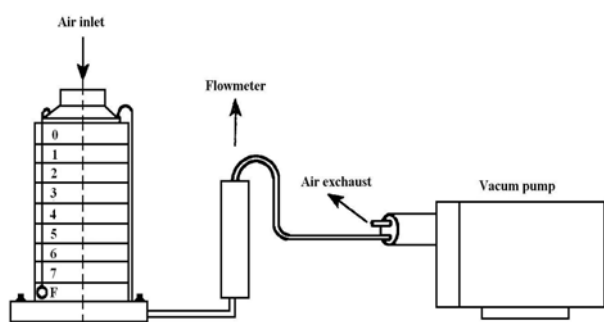


Fig. 1. A schematic diagram of an 1-ACFM cascade impactor complete system.

0.4 μm collection plate. Polycarbonate films can also be used as back up filters.

The length of each collection period was 1 week. The samples were collected 20 m above the ground on the roof of the Faculty of Science building, Aristotle University of Thessaloniki, Greece (40°38'N, 22°58'E).

The stainless steel collection plates of the impactor as well as the back up filters used as plane radioactive sources were measured for ^7Be activity ($E_\gamma = 0.477 \text{ MeV}$) by gamma-ray

spectrometry using a high resolution (1.9 keV at 1.33 MeV ^{60}Co), high efficiency (42%), low-background high purity Ge coaxial-type detector. Uncertainty in counting of ^7Be activity was varied from 10-20%. Less than 3 mg of particulate material on any impactor stage was collected in each sampling, thus overloading ($\geq 10 \text{ mg}$ on any stage) was excluded. A typical gamma-ray spectrum of a glass fiber air filter obtained by a Ge detector, in which the 0.477 MeV γ -ray peak of ^7Be is clearly shown in Fig. 2.

High-volume cascade impactors, HVI can also be used for the size fractionation of atmospheric aerosol particles. These impactors have a regular air-flow rate either of $0.57 \text{ m}^3/\text{min}$ (20 cfm) or $1.13 \text{ m}^3/\text{min}$ (40 cfm) and the effective cutoff diameters (ECDs) are 0.41, 0.73, 1.4, 2.1, 4.2 and $10.2 \mu\text{m}$ for the 20 cfm configuration or 0.49, 0.95, 1.5, 3.0 and $7.2 \mu\text{m}$ for the 40 cfm configuration at the standard temperature and pressure

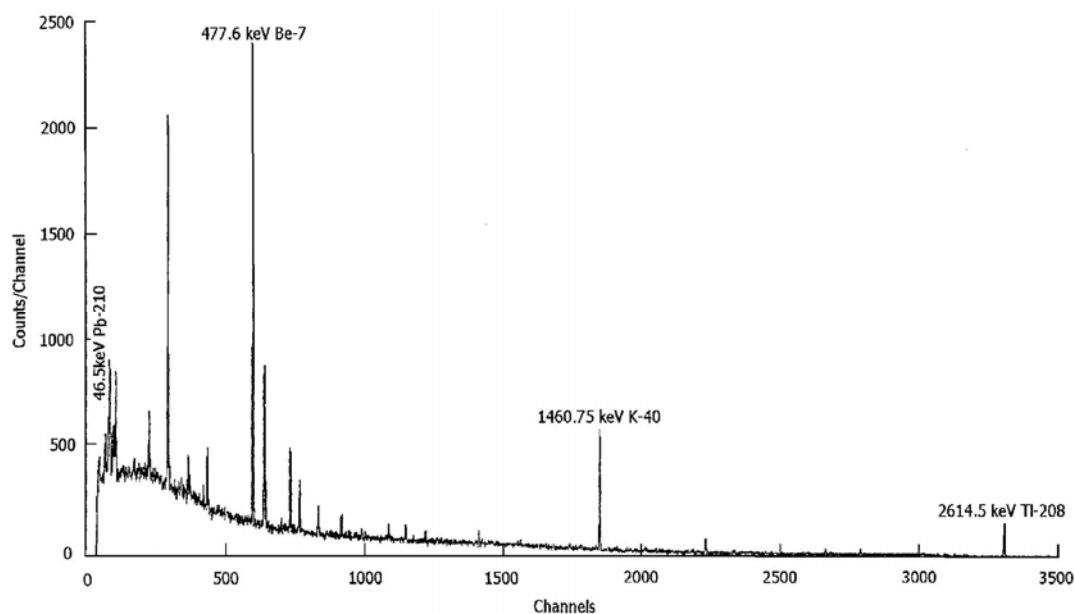


Fig. 2. Plot of a γ -ray spectrum of an atmospheric aerosol sample (air filter) obtained by a Ge detector.

atmospheric conditions (25°C and 760 mm Hg).

RESULTS AND DISCUSSION

Beryllium-7 Aerosol Size Distribution

A typical plot of the activity size distribution of ^7Be versus aerodynamic diameter (D_p) is represented in Fig. 3. This distribution was selected from 11 measurements (samplings) made over an almost 2-y period.

Atmospheric aerosol size distribution appears to follow a trimodal distribution expected for condensation-derived aerosols. This trimodal distribution of atmospheric aerosols is showing the following modes: (i) the Aitken nuclei mode which ranges from 0.003-0.07 μm (average 0.015 μm), (ii) the accumulation mode which ranges from 0.07-2 μm (average 0.3 μm) and (iii) the coarse mode which ranges from 2-36 μm (average > 10 μm) (NRC 1979). Young *et al.* (1975) reported that ^7Be is attached primarily to submicron-sized

particles in the atmosphere. About 88% of ^7Be was found to be present on particles smaller than 1.1 μm in diameter, and less than 1% was on particles larger than 7 μm in diameter. That means, ^7Be -aerosols are accumulation mode aerosols. It is also evident from the plot of Fig. 3.

From eleven measurements carried out in a 2-y period at Thessaloniki, Greece with a temperate latitude (40°38'N, 22°58'E) precipitation-free (dry) climate, the activity median aerodynamic diameter (AMAD) varied from 0.76-1.18 μm (average 0.90 μm) and the geometric standard deviation (σ_g) varied from 1.86-2.77 (average 2.24). The AMAD and σ_g calculations were made by plotting the cumulative distributions on log-normal probability paper. It was shown that 69% of the ^7Be activity was associated with aerosol particles with diameter smaller than 1.1 μm .

Table 1 shows data for the activity median aerodynamic diameter, AMAD of atmospheric aerosol particles associated with ^7Be atoms. The AMAD values for ^7Be -aerosols reported from the literature varied from 0.33-1.15 μm with the upper values being pretty close to the upper value of this work.

From a different view of the obtained results, the ^7Be activity size distribution dominated in smaller size range of aerosol particles with AMAD 0.68 μm ($\sigma_g = 2.18$) at height 250 m, and 0.62 μm ($\sigma_g = 2.24$) at height 1000 m, showing a dependency on height. In marine environment, the ^7Be activity size distribution dominated to higher size range of aerosol particles with AMAD

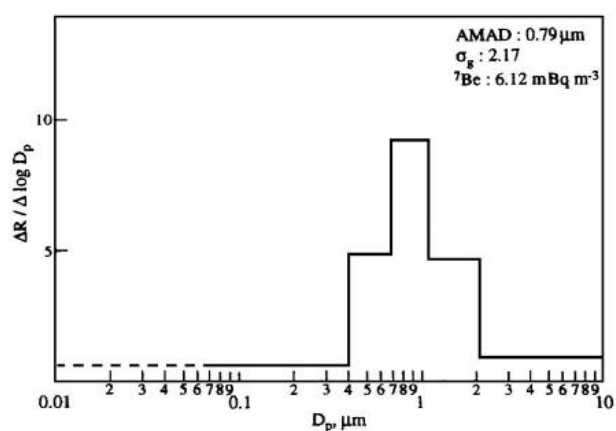


Fig. 3. Aerodynamic size distribution of ^7Be ambient aerosols.

Table 1. Activity median aerodynamic diameters (AMADs) of ^7Be -aerosols.

| ^7Be AMADs (μm) | Latitude | Reference |
|---------------------------------------|----------|------------------------------------|
| 0.76–1.18 (avg. 0.90) | 40°38'N | This work |
| 0.29–0.50 (avg. 0.35) | 35°58'N | Bondietti <i>et al.</i> (1987) |
| 0.65–1.09 (avg. 0.77) | 51°32'N | Reineking and Porstendorfer (1995) |
| 0.44–0.74 (avg. 0.57) | 48°13'N | Winklet <i>et al.</i> (1998) |
| 1.12–2.06 | 54°41'N | Lujaniene <i>et al.</i> (2001) |
| 0.33–1.15 (avg. 0.67) | 22°18'N | Yu and Lee (2002) |
| 0.70 | 51°32'N | Grundel and Porstendorfer (2004) |
| 0.53 | 28°04'N | Mohamed (2005) |

0.82 μm ($\sigma_g = 1.88$).

Bondietti *et al.* (1987) in thirteen measurements in an almost one-year period at Oak Ridge, Tennessee with temperate latitude (35°58'N, 84°30'W) and wet climate showed that the activity median aerodynamic diameter, AMAD varied from 0.29-0.50 μm (average 0.35 μm) and that the fraction of ^7Be -associated aerosols above 1.4 μm was usually between 5 and 10%, i.e. analytically, 4.5% was found in the 1.4-2.1 μm size range, 1.1% in the 2.1-4.2 μm size range, and only 0.2% in sizes greater than 4.2 μm . They also concluded that cosmogenic radionuclides, such as ^7Be and ^{35}S were associated with smaller aerosols in respect of the longer-lived radionuclides, such as ^{210}Pb , a decay product of ^{222}Rn , of terrestrial origin, which were associated with larger-sized aerosols.

Röbig *et al.* (1980) reported that the distribution of ^7Be is shifted to larger particle sizes due to large residence time of ^7Be in the atmosphere. An equivalent aerodynamic diameter about 0.65 μm for ^7Be might be resulted from the plot of the activity size distribution of the ambient air obtained by a

high volume cascade impactor (flow rate 68 m^3/h) at Göttingen, Germany (51°32'N, 9°55'E). Shifts to large particle sizes were also observed when the relative humidity increased during rainfalls. Very recently, Grundel and Porstendorfer (2004) observed that the results of the ^7Be measurements for a period of four weeks carried out in outdoor air of a suburb area of the town of Göttingen showed no activity fraction in the nucleation (Aitken nuclei) mode, but a small amount of the activity (5%) in the coarse mode size range (Fig. 4). The accumulation mode of ^7Be -aerosols with an activity fraction of 95% has an AMAD_a-value of 702 nm. The activity size distribution of ^7Be -aerosols depends probably on the location of formation. Most of ^7Be atoms and the ^7Be -aerosols is generated in the upper region of the atmosphere, where other aerosol conditions exist than in the lower atmosphere. Earlier, Reineking and Porstendorfer (1995) by using a Berner-type cascade impactor in an one-year period at Göttingen, Germany, reported AMAD values for the ^7Be -aerosols in the outdoor atmosphere varying between 650 and 1094 nm (average

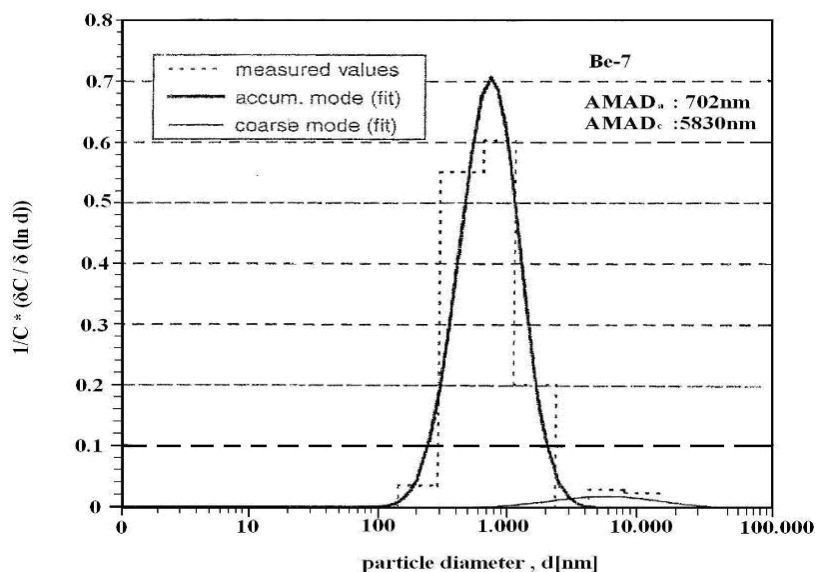


Fig. 4. Relative activity size distribution of ⁷Be in outdoor air (Grundel and Porstendorfer, 2004).

767 nm) and the geometric standard deviation, σ_g varied between 1.8 and 2.5 (average 2.1), and that the increase of the AMAD values of ⁷Be-aerosols can in respect of radon decay product aerosols be explained by coagulation processes and the average residence times of about 17-22 days.

Winkler *et al.* (1998) in forty six measurements in a period of 1 1/3 years at Munich-Neuherberg, Germany (48°13'N, 11°36'E) at a semi-rural area, 490 m above sea level showed that the AMAD of ⁷Be-aerosols ranged from 0.44-0.74 μm (average 0.57 μm) and that seasonal effect during the period of high ⁷Be air concentrations, i.e. in the summer, relatively low values of the AMAD (0.45-0.52 μm) have been observed. They also concluded that the activity median aerodynamic diameter, AMAD ranged between the mass median aerodynamic diameter, MMAD and the surface median aerodynamic diameter, SMAD of the ambient aerosols, indicating that this radionuclide is involved in the transformation

process of the tropospheric aerosols after formation in the stratosphere and upper troposphere.

Yu and Lee (2002) in fourteen measurements at Hong Kong (22°18'N, 114°10'E) for a 3½-month period resulted that the activity median aerodynamic diameter of ⁷Be-aerosols varied from 0.33-1.15 μm (average 0.67 μm). They concluded that the AMAD of ⁷Be-aerosols is anticorrelated to ⁷Be concentrations in air, is correlated to relative humidity, RH and the mean cloud cover, while temperature does not affect the AMAD of ⁷Be-aerosols.

Mohamed (2005) very recently by using a low-pressure Berner-type cascade impactor at El-Minia, Egypt (28°04'N, 30°45'E) found an average AMAD value of ⁷Be-aerosols in outdoor air 530 nm with relative geometric standard deviation $\sigma_g = 2.4$ and that ⁷Be as a gas diffuses more effectively to a smaller surface area of smaller particles because of the higher surface of these particles.

Apart of this, Lujaniene *et al.* (2001) reported larger ^7Be AMAD values varied from 1.12-2.06 μm (average 1.45 μm) in a northern latitude (54°41'N, 25°19'E) at Vilnius, Lithuania.

The investigated data (Table 1) rather indicate that the activity median aerodynamic diameter, AMAD of ^7Be -aerosols increase with increasing latitude (latitudinal effect). As cosmic radiation increases with latitude, the number of ^7Be atoms and ions formed increase also with latitude, and so there are more ^7Be -atoms available either to form small aerosol particles in the nucleation (Aitken nuclei) mode and then growing or to be attached directly to the existing large particles in the accumulation mode or in the coarse particle mode by increasing the AMAD of ^7Be -aerosols.

Residence Times of ^7Be Atmospheric Aerosols

The method for estimating the residence time of atmospheric aerosol particles associated with the radioactive nuclides, such as ^7Be of cosmogenic origin, is based on the aerosol particle growth rate.

Assuming that the resulting aerosols growth rate (the change in particle diameter, D_p with respect to time) ranged from 0.004-0.005 $\mu\text{m}/\text{h}$ as might be derived from the best fit for droplet phase reactions for the accumulation mode aerosols according to the theory of secondary ambient aerosol growth by condensation and coagulation (McMurry and Wilson, 1982; 1983), then, the residence time, τ_R of the aerosol can be calculated by dividing

the difference between the mean activity median aerodynamic diameter (AMAD)_{mean} that is of 0.90 μm for ^7Be -aerosols (Table 1) and the mean size of Aitken nuclei particles, that is 0.015 μm (NRC 1979), by the mean particle growth rate, MGR according to the equation

$$\tau_R = \frac{(\text{AMAD})_{\text{mean}} - (\text{AMAD})_{\text{Aitken}}}{\text{MGR}} \quad (2)$$

where MGR is the mean growth rate (0.004-0.005 $\mu\text{m}/\text{h}$) (McMurry and Wilson, 1982).

Taking into account that the AMAD of aerosol particles associated with ^7Be varied from 0.76-1.18 μm (Table 1), then according to the Eq. (2) the residence time of atmospheric aerosols will vary between 7.4 and 8.9 days (average 8.0 days) at Thessaloniki region (40°38'N, 22°58'E), Northern Greece, with dry (precipitation-free) climate at temperate latitude, based in twelve measurements of aerosol samplings carried out during 1½-year period, thus included all seasons of a year.

Papastefanou and Bondietti (1991) reported mean residence times of 8 days for atmospheric aerosols in the boundary layer as determined from $^{210}\text{Bi}/^{210}\text{Pb}$ activity ratios at Oak Ridge, Tennessee with temperate latitude (35°58'N, 84°30'W) and wet climate. Therefore, in an attempt to estimate tropospheric aerosol residence times for cosmic-ray spallation products, such as ^7Be , longer residence times for tropospheric air can be attributed to the influence of stratospheric aerosol contributions as the residence times of

about one week are considered to be valid for tropospheric aerosols at all level of the troposphere (Martell and Moore, 1974).

Table 2 shows data for the residence times, τ_R of atmospheric aerosol particles associate with ^7Be atoms. The reported from the literature τ_R values for ^7Be -aerosols varied from 2.6-35.4 days.

Winkler *et al.* (1998) estimated residence times 5-6 days in forty six measurements for ^7Be -aerosol samplings carried out during 1 $\frac{1}{3}$ -year period in ground level air at a semi-rural area at Neuherberg, Germany (48°13'N, 11°36'E), 490 m above sea level.

Shapiro and Forbes-Resha (1976), much earlier estimated a mean residence tropospheric aerosol residence time for ^7Be -bearing aerosols of 35.4 days, significantly higher, i.e. more than four times higher, at Fullerton, California (33°52'N, 117°55'W), also at mid-latitude for an almost 2-year period with relatively light precipitation.

Yu and Lee (2002) recently estimated mean residence times for ^7Be -associated aerosols ranging from 2.6-11.8 days in fourteen measurements of aerosol samplings carried out during a 3 $\frac{1}{2}$ -month period (November-March), 20 m above ground at Hong Kong, China (22°18'N, 114°10'E) including winter and spring measurements.

Balkanski *et al.* (1993) following a global three-dimensional model which uses meteorological parameters, such as precipitation scavenging, found that the tropospheric residence time is a function of latitude (latitudinal effect) according to the following equation (Ehhalt, 1973).

$$\tau_R = C / \Phi \quad (3)$$

where C is the tropospheric column of a radionuclide extending from the surface up to the model layer just below the tropopause, and Φ is the total depositional flux out of the column at a given latitude.

Koch *et al.* (1996) following a three-dimensional chemical tracer model as Balkanski *et al.* (1993) also found that the tropospheric residence time is a function of latitude according to Eq. (3)

The data of Table 2 admit residence times of tropospheric aerosols in the range 2.6-35.4 days, but crowd into two groups of values 2.6-15 days (average 8.8 days) and 21-35.4 days (average 28.2 days). The lower values are applicable only to the boundary layer near Earth's surface and the higher values are appropriate to the troposphere as a whole (Junge, 1963). Martell and Moore (1974) came to the opposite conclusion, namely, that the high values are due to the contribution of stratospheric aerosols, while the lower values represent the true tropospheric residence time essentially independent of altitude.

CONCLUSIONS

The aerodynamic size distribution of ^7Be -aerosols in ambient air were measured using normal (1-ACFM) and/or high-volume (HVI) cascade impactors. Beryllium-7 was largely associated with submicron aerosol particles in the accumulation mode (0.4-2.0 μm). Based on eleven measurements of aerosol samplings, the activity median aerodynamic diameter,

Table 2. Residence times, τ_R of tropospheric aerosols.

| Investigation | τ_R (days) | Reference |
|---|--------------------|---------------------------------|
| Thessaloniki, Greece (40°38'N, 22°58'E) | 7.4-8.9 (avg. 8.0) | This work |
| Neuherberg, Germany (48°13'N, 11°36'E) | 5.6 | Winkler <i>et al.</i> (1998) |
| Fullerton, California (33°52'N, 117°55'W) | 35.4 | Shapiro and Forbes-Resha (1976) |
| Hong Kong, China (22°18'N, 114°10'E) | 2.6-11.8 | Yu and lee (2002) |

AMAD of ^7Be -aerosols ranged from 0.76 - 1.18 μm with a mean value of 0.90 μm , indicating post-condensation growth either in the upper atmosphere or after mixing into the boundary layer. In the 65% of the 1-ACFM cascade impactor measurements the activity size distribution of ^7Be -aerosols showed maxima in the 0.7-1.1 μm size range. The investigated data rather indicate that the activity size distribution of ^7Be -aerosols increase with increasing latitude (latitudinal effect). Estimated lifetimes of ^7Be -aerosols in ambient air resulted in a mean residence time of about 8 days that could be applied to aerosol particles in the lower atmosphere below the boundary layer. Contribution of stratospheric aerosols by intrusions could lead to higher values of residence time of atmospheric aerosols, as the residence times of stratospheric aerosols are of a month or higher (Martell, 1970; NRC, 1979; Friedlander, 2000).

NOMENCLATURE

I-ACFM Normal flow rate cascade impactor
AMAD Activity median aerodynamic diameter
C Tropospheric column of a radionuclide

Cfm Cubic feet per meter
D_p Particle diameter
ECD Effective cutoff diameter
HVI High volume cascade impactor
MGR Mean particle growth rate
MMAD Mass median aerodynamic diameter
SMAD Surface median aerodynamic diameter
T_{1/2} Radioisotope half-life
Z Atomic number

GREEK SYMBOLS

λ Radioisotope disintegration rate
 σ_g Geometric standard deviation
 τ Radioisotope mean life
 τ_R Residence time of aerosol particles
 Φ Total depositional flux

REFERENCES

- Balkanski, P.J., Jacob, D.J., Gardner, G.M., Graustein, W.C. and Turekian, K.K. (1993). Transport and Residence Times of Tropospheric Aerosols Inferred from a Global Three-Dimensional Simulation of ^{210}Pb . *J. Geophys. Res.* 98: 20573-20586.
- Bondiatti, E.A., Hoffmann, F.O. and Larsen, I.L. (1984). Air-to-vegetation Transfer Rates of Natural Submicron Aerosols. *J.*

- Environ. Radioact.* 1: 5-27.
- Bondietti, E.A., Papastefanou, C. and Rangarajan, C. (1987). Aerodynamic Size Association of Natural Radioactivity with Ambient Aerosols. *Radon and its Decay Products: Occurrence, Properties and Health Effects*, ACS Symposium Series 331, ed. P.K. Hopke, p. 377-397, American Chemical Society, Washington, DC.
- Ehhalt, D.H. (1973). Turnover Times of ^{137}Cs and HTO in the Troposphere and Removal Rates of Natural Particles and Water Vapor. *J. Geophys. Res.* 78: 7076-7086.
- Friedlander, S.K. (2000). *Smoke, Dust and Haze: Fundamentals of Aerosol Dynamics*. 2nd ed. Oxford University Press, New York.
- Grundel, M. and Porstendörfer, J. (2004). Differences between the Activity Size Distributions of the Different Natural Radionuclide Aerosols in Outdoor Air. *Atmos. Environ.* 38: 3723-3728.
- Grundel, M., Reineking, A. and Porstendörfer, J. (2005). Activity Size Distribution in Outdoor Air: Short-lived (^{214}Po , $^{214}\text{Bi}/^{214}\text{Po}$) and Long-lived (^{210}Pb , ^{210}Po) Radon and Thoron (^{212}Pb , ^{212}Po) Decay Products and ^7Be . *Radioactivity in the Environment*, ed. J.P. McLaughlin, S.E. Simopoulos and F. Steinhausler, p. 454-458, Elsevier, Amsterdam.
- Junge, C.E. (1963). *Air Chemistry and Radioactivity*. Academic Press, New York.
- Koch, D.M., Jacob, D.J. and Graustein, W.C. (1996). Vertical Transport of Tropospheric Aerosols as Indicated by ^7Be and ^{210}Pb in a Chemical Tracer Model. *J. Geophys. Res.* 101: 18651-18666.
- Lujanienė, G. Ogorodnikov, A. and Budyka, A.K. (2001). Size Distribution and Chemical Associations of Cosmogenic and Artificial Radionuclides in Ambient Aerosol. *J. Aerosol Sci.* 32: 535-536.
- Martell, E.A. (1970). Transport Patterns and Residence Times for Atmospheric Trace Constituents vs. Altitude. *Radionuclides in the Environment*, Advanced Chemical Series 93, p. 138-157, American Chemical Society, Washington, DC.
- Martell, E.A. and Moore, H.E. (1974). Tropospheric Aerosol Residence Times: A Critical Review. *J. Rech. Atmos.* 8: 903-910.
- McMurry, P.H. and Wilson, J.C. (1982). Growth Laws for the Formation of Secondary Ambient Aerosols: Implications for Chemical Conversion Mechanisms. *Atmos. Environ.* 16: 121-134.
- McMurry, P.H. and Wilson, J.C. (1983). Droplet Phase (heterogeneous) and Gas Phase (homogeneous) Contributions to Secondary Ambient Aerosol Formation as Functions of Relative Humidity. *J. Geophys. Res.* 88: 5101-5108.
- Mohamed, A. (2005). Activity Size Distributions of Some Naturally Occurring Radionuclides ^7Be , ^{40}K and ^{212}Pb in Indoor and Outdoor Environments. *Appl. Radiat. Isot.* 62: 751-757.
- NRC (1979). *Airborne Particles*. National Research of Council. University Park Press, Baltimore.
- Papastefanou, C. and Bondietti, E.A. (1991). Mean Residence Times of Atmospheric Aerosols in the Boundary Layer as Determined from $^{210}\text{Bi}/^{210}\text{Pb}$ Activity Ratios.

- J. Aerosol Sci.* 22: 927-931.
- Reineking, A. and Porstendörfer, J. (1995). Time Variations of Size Distributions of Aerosol-attached Activities of ^{212}Pb , ^{210}Pb and ^7Be in the Outdoor Atmosphere. *Natural Radiation Environment VI*, Montreal, Canada, 5-9 June, 1995, Book of Abstracts, p. 199, Clarkson University, Potsdam, NY.
- Röbig, G., Becker, K.H., Hessin, A., Porstendörfer, J. and Scheibel, H.G. (1980). A Cascade Impactor Calibration for Measurements of Activity Size Distributions in the Atmosphere. *Proc. 8th Conference in Aerosol Science*, p. 96-102, Georg-August University, Göttingen, Germany.
- Shapiro, M.H. and Forbes-Resha, J.L. (1976). Mean Residence Time of ^7Be -bearing Aerosols in the Troposphere. *J. Geophys. Res.* 81: 2647-2649.
- UNSCEAR (2000). *Sources and Effects of Ionizing Radiation*. United Nations Scientific Committee on the Effects of Atomic Radiation, Vol. I, United Nations, New York.
- Winkler, R., Dietl, F., Frank, G. and Tschiersch, J. (1978). Temporal Variation of ^7Be and ^{210}Pb Size Distribution in Ambient Aerosol. *Atmos. Environ.* 32: 983-991.
- Young, J.A., Tanner, T.M., Thomas, C.W., Wogman, N.A. and Petersen, M.R. (1975). Concentrations and Rates of Removal of Contaminants from the Atmosphere in and Downwind of St. Louis Pacific Northwest Laboratory. *Annual Report for 1974 to the USAEC Division of Biomedical and Environmental Research*, Part 3, Atmospheric Sciences, p. 70-76.
- Young, J.A. and Silker, W.B. (1980). Aerosol Deposition Velocities on the Pacific and Atlantic Oceans, Calculated from ^7Be Measurements. *Earth Planet. Sci. Lett.* 50: 92-104.
- Yu, K.N. and Lee, L.Y.L. (2002). Measurements of Atmospheric ^7Be Properties Using High-efficiency Gamma Spectroscopy. *Appl. Radiat. Isot.* 57: 941-946.

Received for review, November 19, 2008

Accepted, January 5, 2009